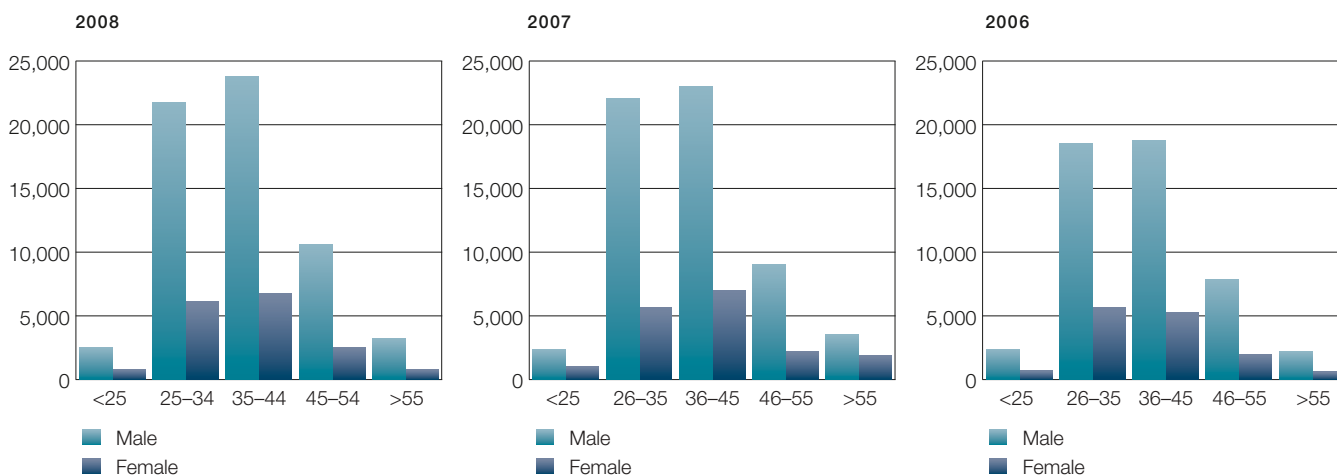


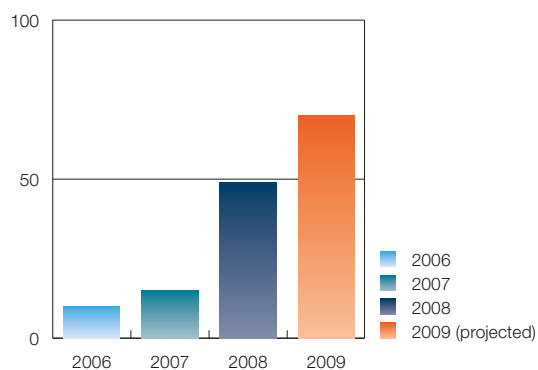
Key Performance Indicators: Social

ERICSSON EMPLOYEE STATISTICS 2006-2008			
	2008	2007	2006
Percent female	21	22	22
Percent men	79	78	78
Female managers (percent)	18	18	18
Female senior executives (top 200 positions) in percent	13	12	14
Average employment time (years)	7.5	7.5	8
Average age	38	38	38
Employees working on overseas assignment	1,617	1,373	1,058

EMPLOYEES BY AGE AND GENDER

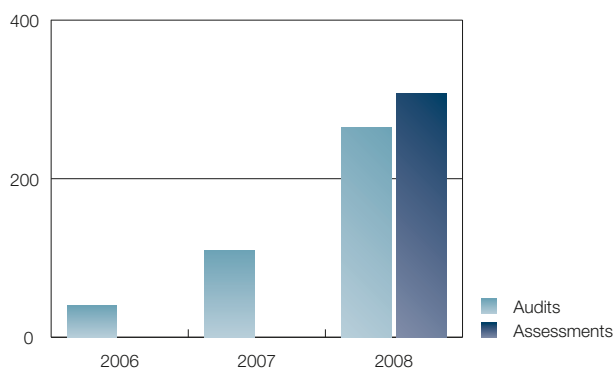


SUPPLIER CODE OF CONDUCT AUDITORS



By year-end 2008, 50 full- and part-time S-CoC auditors were in place. This is expected to grow to over 70 in 2009, a tenfold increase from 2006.

NUMBER OF AUDITS AND ASSESSMENTS



By year-end 2008, 265 S-CoC audits and over 300 assessments marked a significant increase from previous years. As of 2008, overview assessments are conducted by S-CoC observers to complement audits.