



[ericsson.com/
mobility-report](https://ericsson.com/mobility-report)

Ericsson Mobility Report

Q4 2021 Update

This document is a scheduled update to the quarterly subscription and traffic data section in the Ericsson Mobility Report, released in November 2021.

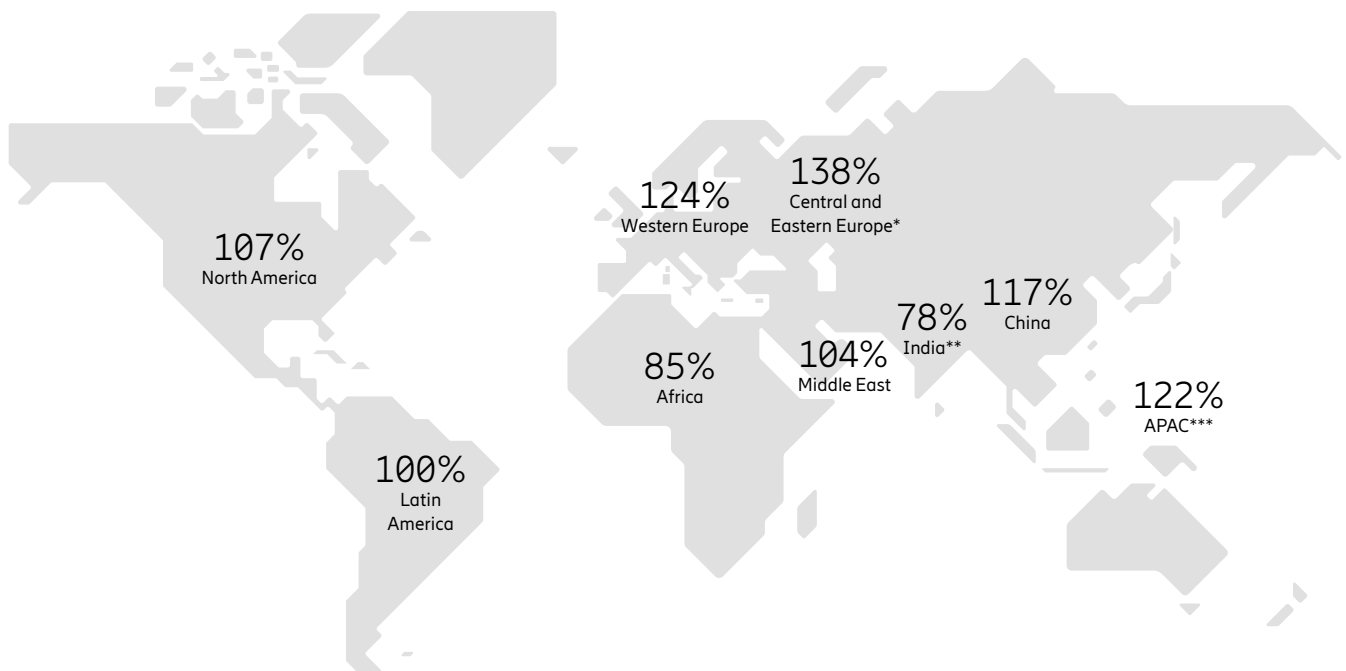
To view or download a copy of the original report, please visit: www.ericsson.com/mobility-report

Mobile subscriptions Q4 2021

In Q4 2021, 5G reached 660 million subscriptions globally.

- In Q4 2021, the total number of mobile subscriptions reached 8.2 billion, a net addition of 24 million.
 - China accounted for the most net additions during the quarter (+5 million), followed by the US (+4 million) and Pakistan (+3 million).
 - Global mobile subscription penetration was 104 percent.
 - The number of mobile broadband subscriptions grew by about 80 million in the quarter to reach 6.9 billion, a year-on-year increase of 6 percent.
- Mobile broadband now accounts for 85 percent of all mobile subscriptions.
- 5G subscriptions¹ grew by 98 million during the quarter, lifting the total to 660 million. Meanwhile, 200 communications service providers and at least 20 have launched 5G standalone (SA) networks.²
 - LTE subscriptions increased by 35 million to 4.7 billion, representing 57 percent of all mobile subscriptions, while WCDMA/HSPA subscriptions
- declined by 51 million. GSM/EDGE-only subscriptions dropped by 52 million during the quarter, and other technologies³ decreased by about 6 million.
- The number of unique mobile subscribers is about 6 billion. The difference between the number of subscriptions and the number of subscribers is due to inactive subscriptions, multiple device ownership and/or optimization of subscriptions for different types of calls.

Subscription penetration Q4 2021 (percent of population)



*Central and Eastern Europe region includes Russia.

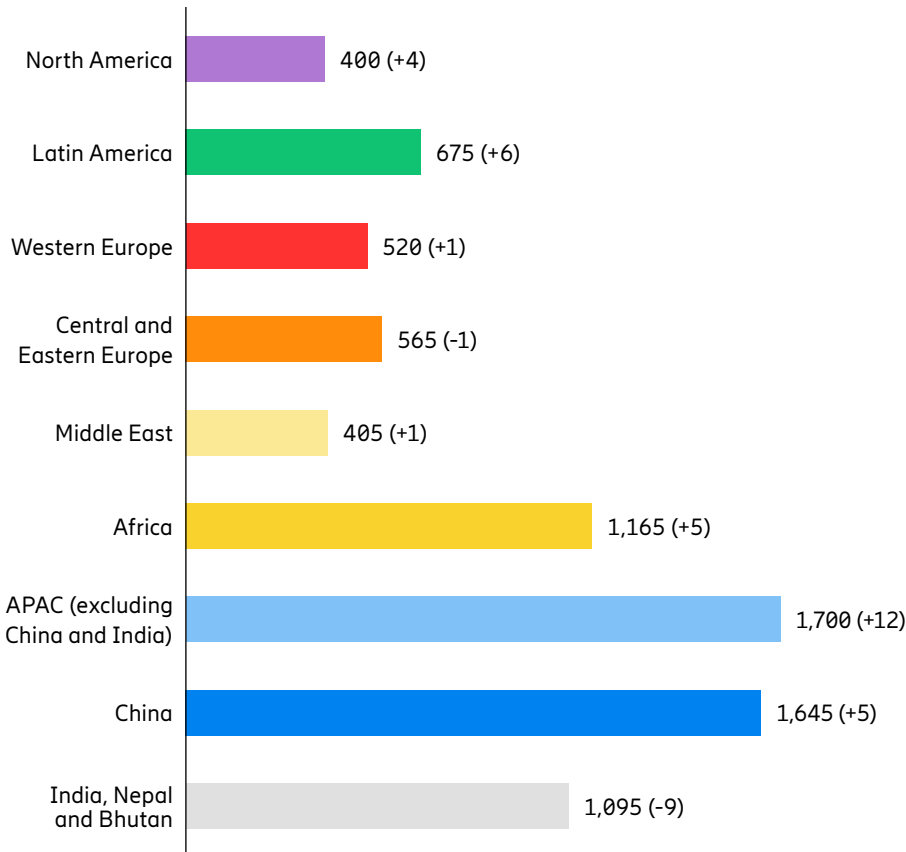
**India region includes India, Nepal and Bhutan.

***Excluding China and India.

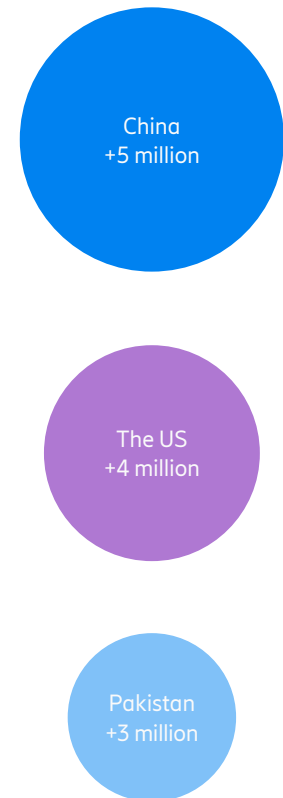
¹ A 5G subscription is a 5G service agreement and an associated 5G-capable device.

² GSA (January 2022).

³ Mainly CDMA2000 EVDO, TD-SCDMA and Mobile WiMAX.

Total⁴ and net additions for mobile subscriptions Q4 2021 (million)

Top three countries by net additions Q4 2021



There are now 8.2 billion mobile subscriptions globally.

8.2bn

5G subscriptions now total 660 million worldwide.

660m

Mobile broadband accounts for 85 percent of all mobile subscriptions.

85%

⁴Historical data is revised if the underlying data changes, for example if service providers report updated subscription figures.

Mobile network traffic Q4 2021

Mobile network data traffic grew 44 percent between Q4 2020 and Q4 2021 and reached 84EB/month.

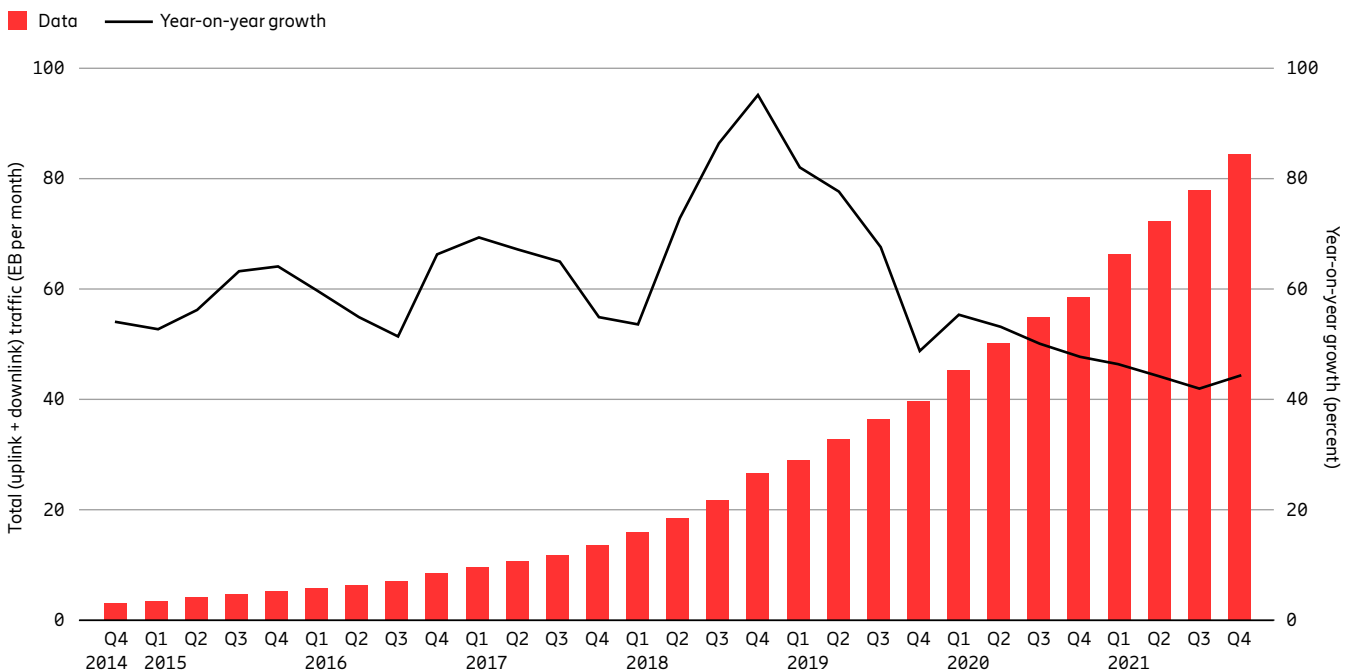
As in the previous quarters in 2021, the year-on-year traffic growth rate remained at the expected level – 44 percent – compared to the extraordinary peak in 2018 and the first part of 2019. Total monthly mobile network data traffic reached 84EB. The quarter-on-quarter growth rate was around 8 percent.

Over the long term, traffic⁵ growth is driven by both the rising number

of smartphone subscriptions and an increasing average data volume per subscription, fueled primarily by increased viewing of video content. There are large differences in traffic levels between markets, regions and service providers.

The graph below shows the total global monthly network data traffic from Q4 2014 to Q4 2021, along with the year-on-year percentage change.

Global mobile network data traffic and year-on-year growth (EB per month)



Source: Ericsson traffic measurements (Q4 2021).

Note: Mobile network data traffic also includes traffic generated by fixed wireless access (FWA) services.

⁵ Traffic does not include DVB-H, Wi-Fi or Mobile WiMAX. VoIP is included.