The Future is mine. Impact the future today

Workbook: Girls Who Innovate workshop

Belongs to: _____

Activity:

What is Innovation to you?

List out what innovation means to you. How would you define innovation?

1.

2.

3.

4.

5.

6.

5 Skills for Innovators

Skill 1 Activity:

Teamwork

Think about a time you contributed to a team. Then, share with your group. Below, write down your team member names and something you learned about how they can contribute.

Team Member	What I learned

Skill 2 Activity:

Brainstorming

What would you add to this streetlight to make it better?

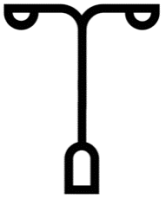

Skill 3 Activity:

Ask lots of Questions

You look at your phone and see that it has no signal. What questions will you ask to find out the problem? Write down as many questions as you can think of.

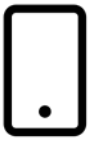

Skill 4 Activity:

Look for ways to make things better

Based on the photo in the slide, what do you see? How can you make life better for people who live in this place?



Skill 5:

Do Experiments

Activity 1: What would you add to your school bag to make it better?
Brainstorm in your team using the steps below.

1. List all the different parts of your school bag.

2. How would you add, remove, multiply or replace one item from the list of parts above? Write them below, then circle your favorite.

3. Based on the change you chose, who would use it? Why would they like this new design?

4. What will you call your innovative new backpack design?

Let's Practice:

Girls Who Innovate Activity

Step 1: Problem
Why are some people without education, or why does learning need to be improved?
Why does this problem need to be solved?

Step 2: User
Who are you solving this problem for?

Step 3: Solution
How will you solve this problem for them using technology?

Step 3.5: Design
How will your idea work? Try drawing it out.

The Innovation Molecule

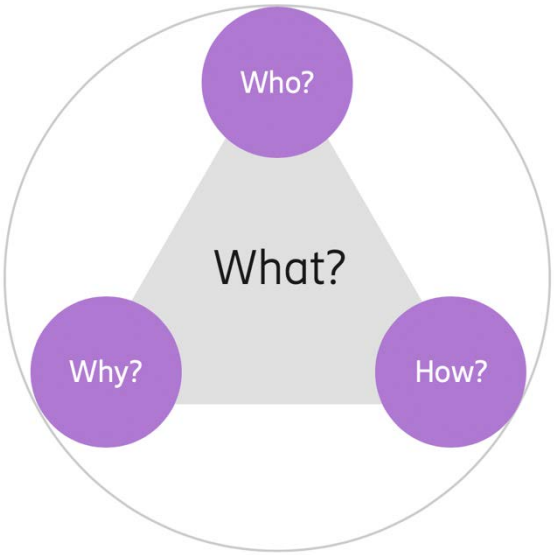

Step 4: Name
What will your call your idea?